

 **MONITOR AUDIO**[®]
design for sound

Apex series







Introduction

If you're seeking high quality and performance with aesthetics to match the coolest of contemporary interiors, then Apex is your answer. Meticulously crafted using the experience of over three decades of loudspeaker design, Apex is a statement of imagination and minimalist styling for those who desire great sound and the space to enjoy it. For Apex, we've concentrated the awesome firepower of our finest driver technologies into beautifully compact enclosures of reassuringly solid die-cast aluminium, coated in several layers of high-gloss piano lacquer. The most demanding home theatre and music enthusiasts will discover brilliantly dynamic sound, rich with pulsating rhythms and lighteningfast natural detail at a resolution way beyond the limits of the latest HD digital media. Those inspired by cutting-edge styling will appreciate the ravishingly austere simplicity of the Apex design and the lifestyle versatility of its compact satellite and subwoofer combinations. Apex is very serious audio jewellery.

Thrill-hunting style gurus apply here.

Inside

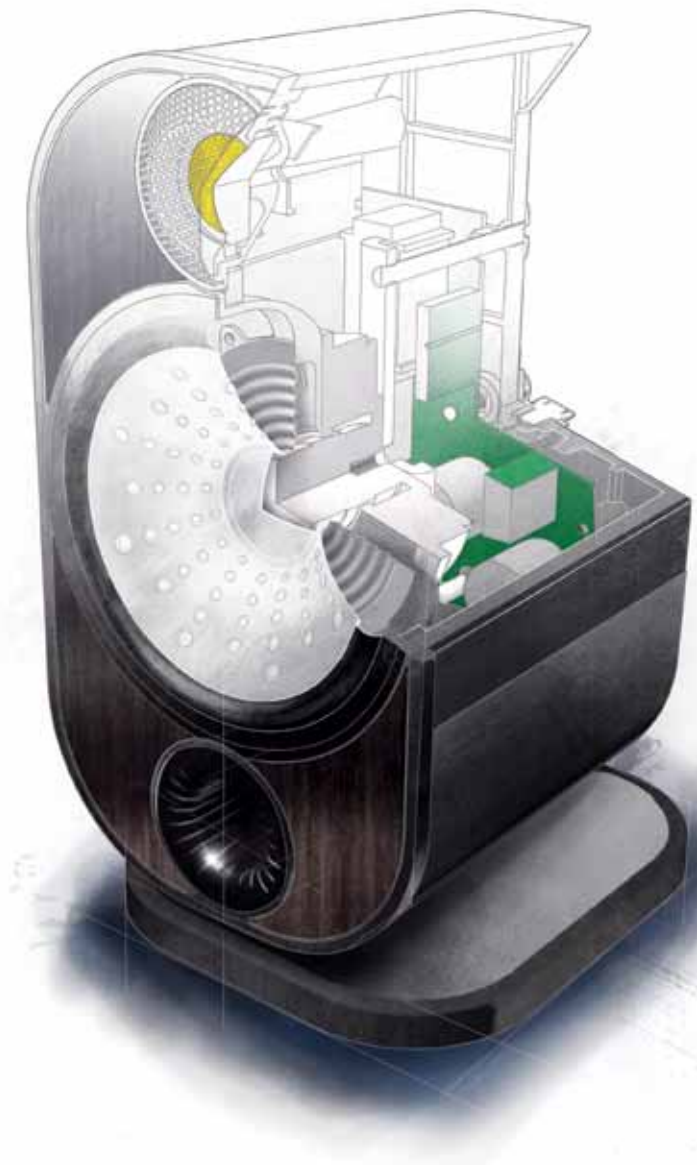
Apex is Monitor Audio at its most creative. We've distilled the essence of our finest full-size speakers into a scintillatingly ergonomic design, perfected for the priorities of contemporary living. We've used the latest FEA analysis to shrink the speaker without

compromising its performance, simulating and fine-tuning the drivers and enclosure of each Apex model, so that you enjoy the explosive sound and precise imaging of a large Monitor Audio system, from a much smaller one.



We've succeeded by custom-engineering a new C-CAM® driver exclusively for the Apex design, complete with the high performance RST® dimpled cone geometry of our GS and RX ranges. The 140mm (5 1/2") Apex cone is suspended on a rigid die-cast aluminium chassis and driven by an over-sized motor system featuring a high power voice coil and vented cooling. Paired with the bass driver is a newly minted 25mm (1") C-CAM® gold-dome tweeter, FEA-tuned to reach beyond 35kHz: way above the response of Blu-ray and HD audio formats. Following the design of our multi-award winning Silver RX speakers, the drivers are fixed to the back of the fabulously inert Apex enclosure on a single through-bolt, allowing them to 'float' free of the baffle, thus eliminating a source of distortion common to ordinary speakers. The bolt acts as a cabinet brace as well, making the entire structure even more resistant to unwanted vibration. Another Platinum series innovation, the HiVe®II port design, has been introduced to facilitate a more rapid movement of air through the Apex enclosure for life-like bass speed and punch.

All the elements of the Apex design have been choreographed by Monitor Audio to operate with complete precision for a stunning audio result. And we've verified our FEA analysis with plenty of real-world listening to confirm the simple truth: Apex widens the experience of sound with stratospheric highs, the most revealing mid band and the deepest bass contours. It plays louder with lower distortion than rival designs. Apex is a class apart.





Outside

A compact acoustic design of this quality demands similarly imaginative looks. The chicly rounded die-cast aluminium Apex enclosures are complemented by stylish magnetic grilles with no visible fixings for the sleekest effect. The cabinets, offered in a sumptuous metallic black or pearl white high gloss piano lacquer and finished with brushed metal alloy side trims, simply ooze sophistication.

Reassuringly robust shallow-profile bracket systems have been engineered for optimum flexibility and ease of use. The adjustment of a single screw provides full pivoting action, allowing the speaker to be directed with great precision. Die-cast or machined from heavy duty aluminium alloy, the Apex bracket systems provide the ultimate in stability whilst offering the flexibility of wall, ceiling or table top mounting.



Apex 10

As capable with music as it is with home theatre sound, the beautifully bijou A10 punches like a heavyweight, expertly blending sky-wide high frequencies with a natural blast of delicious mid-range detail coupled to a depth of bass that simply defies the A10's svelte dimensions. Its rigid die-cast alloy cabinet, piano-lacquered to a polished perfection imparts a sense of superior quality, and when teamed with a matching A40 at the centre and the awesome AW-12 subwoofer, the A10 completes a surround sound system unrivalled in its ability to combine the essential force of music and film sound with the power of de-rigueur design in a single fabulous statement.



Apex Floor Stands

The A10 stand will extend the elegant lines of the A10 satellite to the floor, providing a secure, stable and stylish alternative to wall fixing. Its die-cast aluminium plinth and extruded aluminium support are internally wired with our own Silver Pureflow® cable so that no manual cable connection with the A10 is required: the speaker simply locates with the connecting forks situated in the low-resonance mounting recess.







A10AV-12

"The sophisticated design helps the Apex deliver an articulate and reassuringly powerful sound even when listened to in isolation."

- What HI-FI? Sound and Vision - June 2010

WHAT HI-FI?
SOUND AND VISION
AWARDS 2010


SPEAKER PACKAGES
BEST STYLE SPEAKER PACKAGE £2000+
MONITOR AUDIO APEX

WHAT HI-FI?
SOUND AND VISION
AWARDS 2011

SPEAKER PACKAGES
BEST STYLE PACKAGE £2000+
MONITOR AUDIO APEX



Apex series



Apex 40

The supremely versatile A40 can be used vertically or horizontally to provide electrifying audio realism characterised by soaring dynamics and low distortion. Equipped with twin Apex bass drivers, the A40 excels at low frequency depth and mid-band evenness over a wide listening area. It radiates with the full force of a single 200mm (8") bass driver, but has the advantage of superior power handling and a wonderfully smooth audio consistency. What's more, the single bolt fixings for its drivers give the longer A40 cabinet an especially rigid structure, banishing any hint of boxy colouration, especially from on-wall positions. The

A40's slender profile and glossy lacquer finishes make it a match for super-thin video displays: its beautifully engineered bracket not only allows for forward and backward adjustment to align the speaker with the front of the screen but also allows the A40 to tilt 22.5° upwards and downwards for optimum setup.

Perfect for high quality sound where space is at a premium, and captivating when teamed with the explosive AW-12 subwoofer in a 5.1 channel configuration, the A40 will deliver simply breathtaking audio.



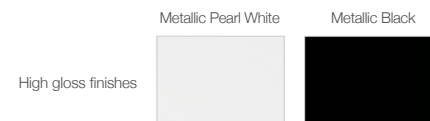
Apex **AW-12** subwoofer

The slam and depth component in the Apex line-up is the seismic AW-12 sub-woofer, a pocket-sized generator of free-falling bass notes as astounding in their quality and magnitude as the compact nature of their source. The AW-12 design is as concentrated as we can make it. Occupying a little over a cubic foot of living space, this 500W bass engine will compress the air in front of it with an unremitting efficiency, turning the drama of action scenes and precipitous musical transients into genuine physical pressure. The AW-12 is new from the ground-up, and teams the latest Class D amplifier technology with a proprietary 300mm (12") long-throw C-CAM® driver in a sealed, lacquered, totally rigid 25mm (1") MDF enclosure. Its front-firing design and the top-mounted control of volume and EQ make it easy to position and tune for a seamless frequency blend with the satellites. There's a 12V trigger for easy switching when using a compatible A/V receiver or processor, and twin analogue connections for the addition of another AW-12 should it ever be required. Finished with side trims machined from solid aluminium and with a silky anodised lustre to complement the Apex satellites, the AW-12 is in every way sensational.





Apex Series Specifications:



*On all Apex models invisible magnetic grille fixing provides clean visual styling when used with the grille off, excluding the AW-12.



To discover how we reach music lovers all over the world, please visit:
monitoraudio.com

Follow us! [facebook.com/monitoraudio](https://www.facebook.com/monitoraudio) and twitter.com/MonitorAudio

	A10	A40		AW-12
Frequency Response	60Hz - 35kHz	50Hz - 35kHz	Low Frequency Limit	27Hz (EQ1) 21Hz (EQ2)
Sensitivity (1W@1m)	87dB	90dB	Upper Frequency Limit	40 - 120 Hz Variable
Nominal Impedance	8 ohms	8 ohms	Low Pass Filter	Active 4th order 24dB/ Octave (2 stage filter)
Power Handling Single (RMS)	100W	200W	Power Output	500W RMS (1000W Peak)
Recommended Amp. Requirements	25 - 100W	50-200W	Cabinet Specification	25mm construction and internal bracing. Sealed Cabinet
Maximum SPL (dBA)	110.8	116.8	Amplifier Classification	Class - D amplifier
Bass Alignment	Front ported - bass reflex. HiVe®II port system	bass reflex - twin front mounted HiVe®II ports	Driver Complement	1 x 12" C-CAM® sub woofer driver featuring triple suspension and long throw 3" voice coil
Tweeter Crossover Frequency	3.0kHz	600Hz & 3.0kHz	Input Impedance	20kohms
Drive Unit Complement	1 x 140mm (5 1/2") RST® mid-bass driver 1 x 25mm (1") C-CAM® gold dome tweeter	2 x 140mm (5 1/2") RST® cone mid-bass drivers 1 x 25mm (1") C-CAM® gold dome tweeter	Mains Input Voltage	110 - 120 Vac / 220 - 240 Vac 50/60Hz
External Dimensions (H x W x D) mm (Inches)	250 x 140 x 140 9 13/16 x 5 1/2 x 5 1/2	610 x 140 x 100 24 x 5 1/2 x 3 15/16	External Dimensions (H X W X D) mm (Inches) Incl amp and driver	340 x 340 x 410 (13 3/8 x 13 3/8 x 16 1/8)
Weight (each) kg (lbs)	3.95 (8 3/4)	6.85 (15 1/8)	External Dimensions mm (Inches) Incl feet	375mm (15") high with feet 430mm (16 15/16") deep inc amp
			Weight (Each) kg (lbs)	22.56 (49 3/5)

*Electronics kindly supplied by - Arcam: www.arcam.co.uk



Monitor Audio Ltd
24 Brook Road, Rayleigh
Essex, SS6 7XJ
England
Tel: + 44 (0)1268 740580
Fax: + 44 (0)1268 740589
Email: info@monitoraudio.co.uk

monitoraudio.com
Designed in the United Kingdom